


BEAD Benefit of the Bargain Initial Cycle Application Portal User Guide 6/22/25

The BEAD Application Portal is an interface designed to facilitate the application submission for the subgrantee selection process for the Broadband Equity, Access and Deployment Program (BEAD) on behalf of the Virginia Office of Broadband. This document provides information on how to properly submit application materials through this portal. For detailed information regarding the application process and requirements, please refer to [documentation](#) provided by Virginia's Department of Housing and Community Development (DHCD) Office of Broadband.

The BEAD Application Portal is limited to Broadband Service Providers (BSPs) that have successfully submitted a Letter of Intent to the Office of Broadband within the defined time period. Questions regarding access to this portal should be directed to broadband@dhcd.virginia.gov.

The submission window for the Initial Cycle will open on June 25th, 2025. An invitation email will be sent to eligible applicants with a unique link to access the application portal. Through the link provided, applicants will be able to submit applications using the BEAD Application Portal for Zip Code Tabulation Areas (ZCTAs). Specific BSP access to the BEAD Application Portal is controlled via the unique URL included in the invitation email and should not be shared.

To submit an application, select a jurisdiction under the New Application section in the BEAD Application Dashboard. This will open the BEAD Application Form where all the required information for the application will be collected.

 NEW APPLICATION

In accordance with your Letter of Intent, you may submit a BEAD Application for the following jurisdiction(s):

1. [Culpeper County](#)
2. [Fauquier County](#)
3. [Loudoun County](#)
4. [Prince William County](#)

Please note ***applications can only be deleted from the portal after submission, there is no edit feature.*** Follow the instructions carefully and review all the documentation before completing the application to ensure proper submission.

Supporting documentation must be submitted through DHCD's Centralized Application Management System (CAMS). Check the boxes in the CAMS Documents section of the BEAD Application Form to confirm the submission of all required documents in CAMS.

1. CAMS Documents

By checking the following items, you confirm that they have been or will be completed in CAMS:

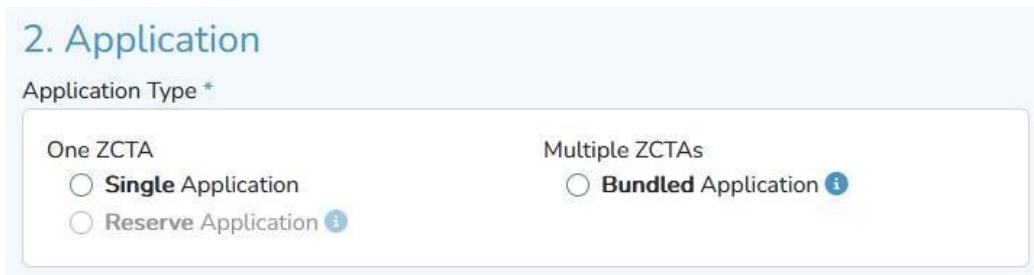
- ☐ Identification and Application of Non-Broadband Serviceable Locations *
- ☐ Derivation of Costs *
- ☐ Funding Sources Table *
- ☐ Project Timeline *

Applications must be created at the ZCTA level. There are three options on how to submit an application for a ZCTA; single, bundled, or reserved. A single application consists of one ZCTA and must contain at least 95% of the BEAD eligible locations identified within the ZCTA to be served. A bundled application

consists of multiple ZCTAs, each with at least 95% of the BEAD eligible locations identified within the ZCTA to be served. ZCTAs within bundled applications will be scored individually, if successful they will be awarded on an all or nothing basis. A reserve application can be submitted for a single ZCTA, only to be evaluated if the bundled application is not awarded.

A bundled application should be submitted to the portal before the creation of a reserve application.

Only ZCTAs included in the bundle will be available for a reserve application. Only one bundle may be created in a given jurisdiction. This bundle can contain more than one ZCTA within a jurisdiction but does not have to contain all.

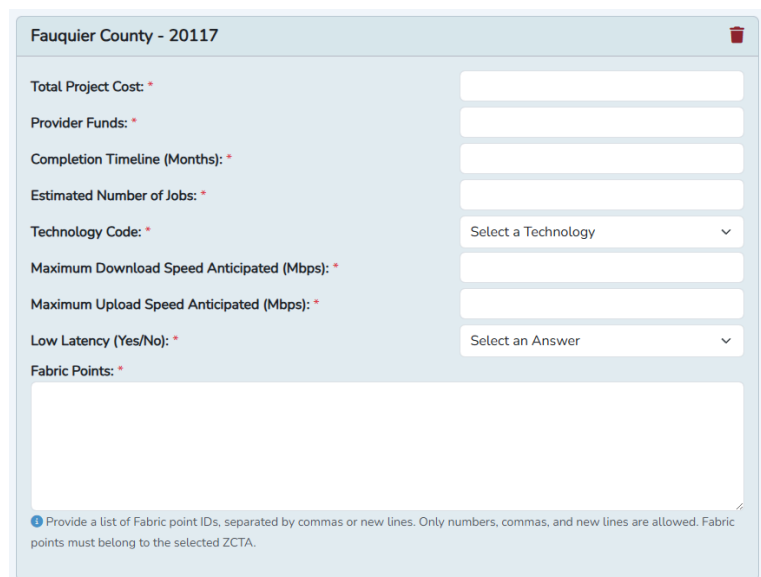


The screenshot shows a form titled "2. Application". Below the title is a section labeled "Application Type *". It contains two main categories: "One ZCTA" and "Multiple ZCTAs". Under "One ZCTA", there are two radio button options: "Single Application" and "Reserve Application". Under "Multiple ZCTAs", there is one radio button option: "Bundled Application". Each option has a small information icon (i) next to it.

Select the ZCTA for the given application. If a single application is selected, only one ZCTA can be selected in the form. If a bundled application is selected, two or more ZCTAs can be selected in the form. If a reserve application is selected, only the ZCTAs selected as part of a previously created bundled application will be available in the form.

For each ZCTA, the required information must be entered into the form. Copy and paste the list of location_ids for the BEAD eligible locations within the selected ZCTA. The portal will only

accept location_ids identified as being BEAD eligible within the selected ZCTA. You can download a list of BEAD eligible location ID's by ZCTA [here](#). If a bundled application is selected, complete the form for each of the ZCTAs included in the bundle.



The screenshot shows a form titled "Fauquier County - 20117". It contains several input fields and dropdown menus. The fields are: "Total Project Cost:", "Provider Funds:", "Completion Timeline (Months):", "Estimated Number of Jobs:", "Technology Code:", "Maximum Download Speed Anticipated (Mbps):", "Maximum Upload Speed Anticipated (Mbps):", "Low Latency (Yes/No):", and "Fabric Points:". The "Fabric Points:" field is a large text area. Below the text area is a note: "Provide a list of Fabric point IDs, separated by commas or new lines. Only numbers, commas, and new lines are allowed. Fabric points must belong to the selected ZCTA."

When complete, review all of the information entered in the form. ***There is no edit function for submitted applications.*** If a change is required before submission, delete the incorrect application and create a new application. To avoid unnecessary effort, please review the application thoroughly. Click the submit button at the bottom of the page to submit the application. If any information is missing, the form will provide a user notification on the incomplete field. If an invalid location_id is given, the form will provide a user notification with an expandable detailed view identifying the incorrect information.

After successfully submitting an application, return to the BEAD Application Dashboard. The submitted application will be visible in the Submitted Applications section. The applications are sorted based on the application type; single, bundled, and reserve. Each application has the option to view or delete.

NEW APPLICATION

In accordance with your Letter of Intent, you may submit a BEAD Application for the following jurisdiction(s):

- [Culpeper County](#)
- [Fauquier County](#)
- [Loudoun County](#)
- [Prince William County](#)

SUBMITTED APPLICATIONS

Single ZCTABundleReserve ZCTA

Jurisdiction	Bundle
Culpeper County	63836878-200d-4c74-8a18-85d0360a0b09

Date	ZCTA	Actions
<input type="checkbox"/> 2024-11-26	20186	View Delete ZCTA
<input type="checkbox"/> 2024-11-26	20106	View Delete ZCTA


For bundled applications, such as the ones shown above, a user can add or remove a ZCTA from the bundle within a jurisdiction. A ZCTA can be added to an existing bundle within a jurisdiction by launching a new application form within the desired jurisdiction and selecting “Bundled Application” as shown below. ZCTAs included in the already submitted bundle will be unable to be selected. A user notification will state that this application will be added to the previously created bundle.

2. Application


Application Type *


One ZCTA

☐ Single Application

☐ Reserve Application 

Multiple ZCTAs

☐ Bundled Application 

 A **Bundled Application** already exists for this jurisdiction. Any ZCTA added under a Bundled Application will be appended to the existing one. **Single Applications** cannot be added for a ZCTA if they are part of a Bundled Application.

Select your ZCTA *

List ViewTable View

Select All

Fauquier County

201062011520117201192013020137201442018120184

201862018720198224062255622639226422264322712

22720227282273422742

All applications will be scored after the submission portal closes. BSP winners for each ZCTA will be notified by DHCD Office of Broadband.

For questions regarding the application process and the required information, please contact broadband@dhcd.virginia.gov. For questions regarding the use of the portal, please use the support form located at the bottom of the BEAD Application Dashboard.